



Science

Everyday Materials

Sorting

Aim

- I can sort objects by their properties.

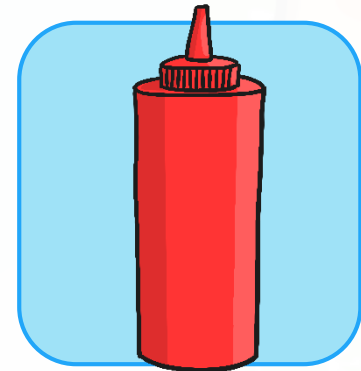
Success Criteria

- I can group together objects with the same properties.
- I can explain how I have sorted the objects.

Sorting



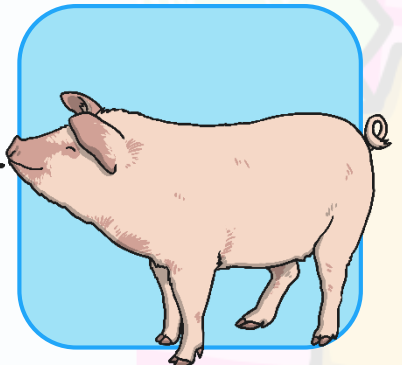





How could I sort these objects into **two** groups? Talk to your partner.



Sorting






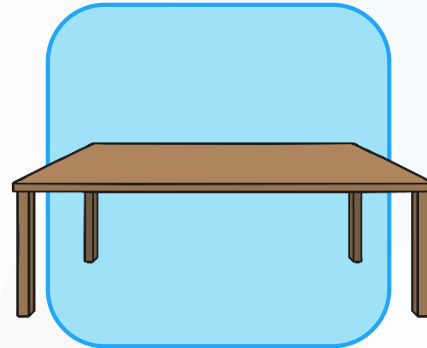
How could I sort these objects into **two** groups? Talk to your partner.



Sorting



How could I sort these objects into **two** groups? Talk to your partner.



Sorting Circles



Look at the different objects. Pass them carefully around the circle. Think about:

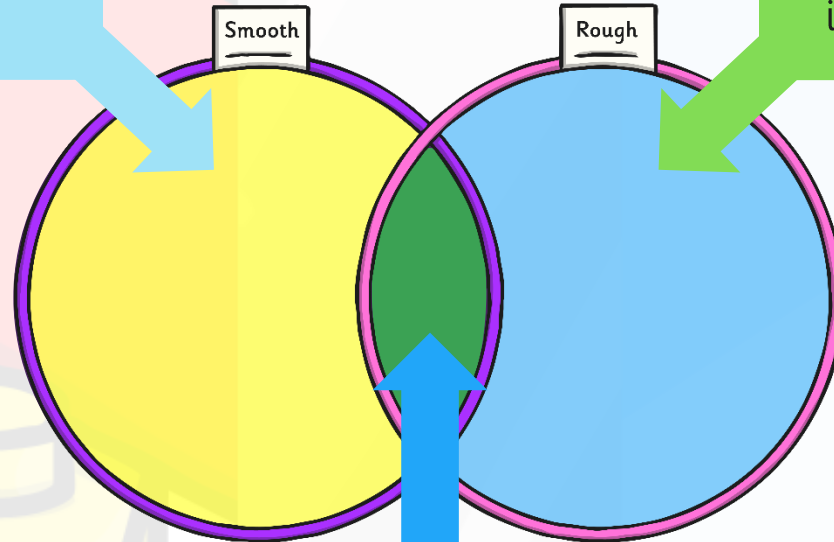
- what they look like;
- how they feel;
- words we could use to describe their properties.





Sorting Circles

Put smooth objects inside this circle.



Put rough objects inside this circle.

Put objects which are both rough and smooth where the circles overlap.

Property Sort



Use the hoops to sort out your objects by their properties
Remember to take a photo to show how you sorted them.

